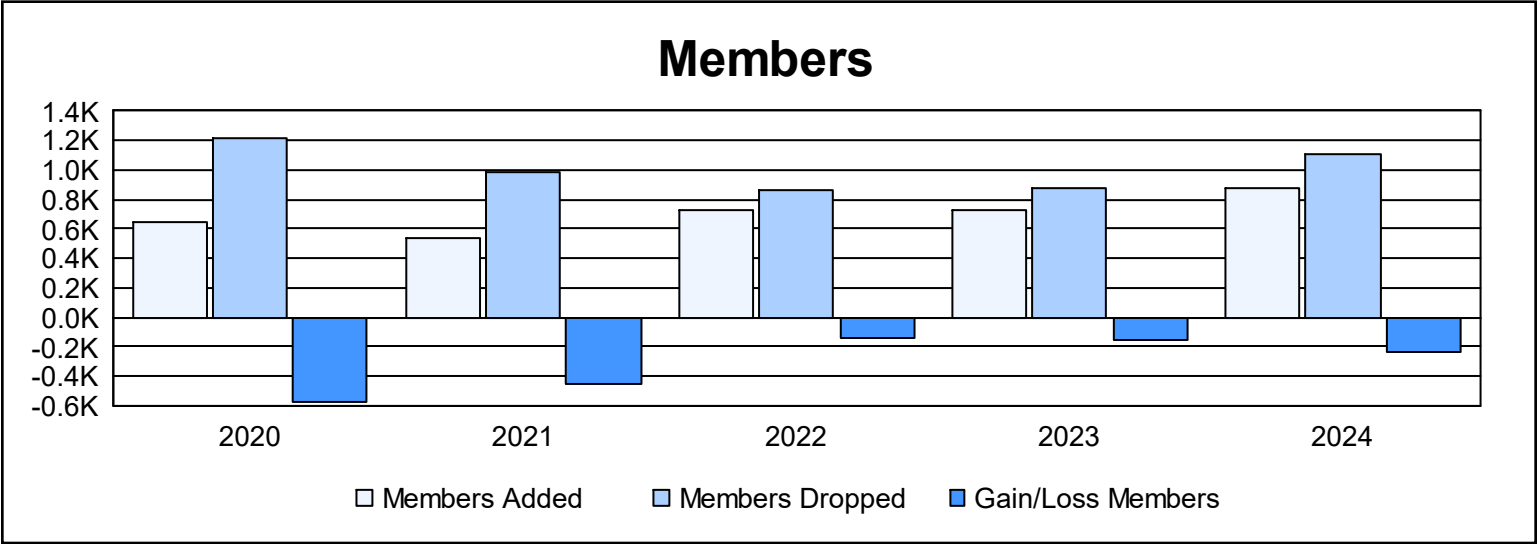
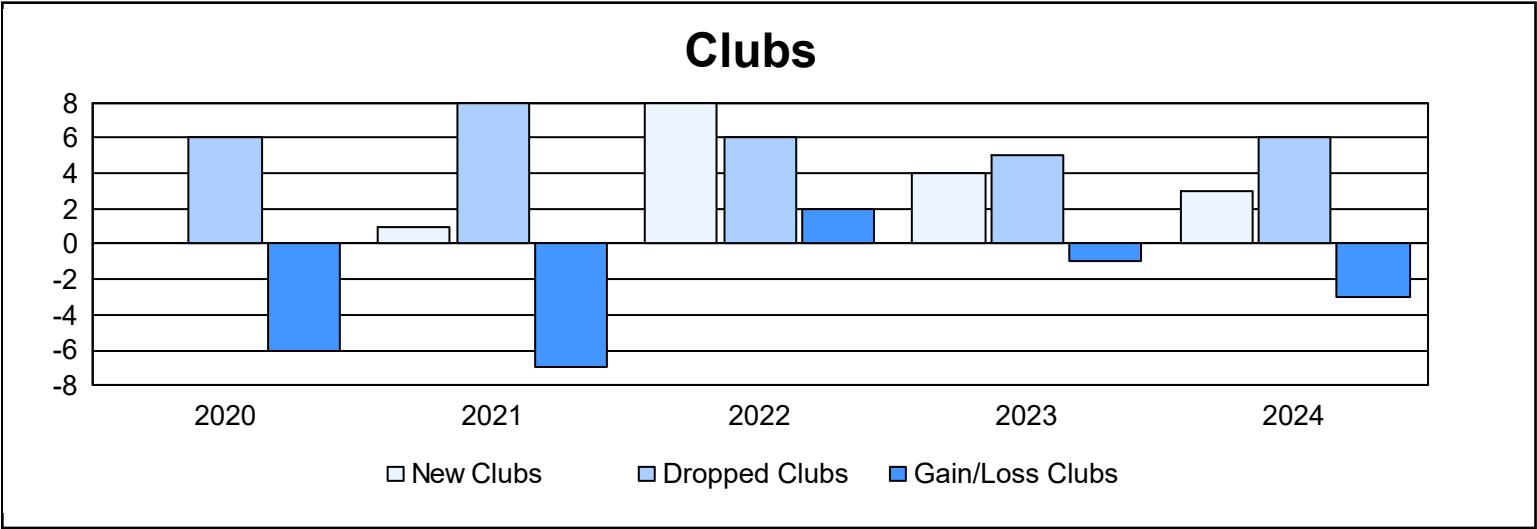
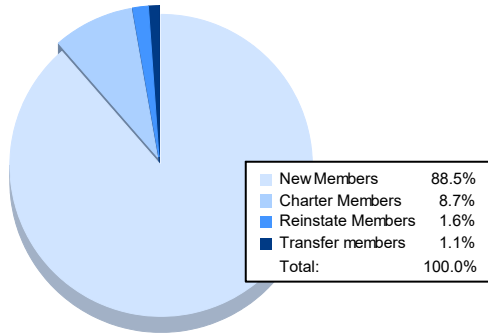


| Year      | New Clubs | Dropped Clubs | Gain/ Loss Clubs | New Members | Charter Members | Reinstate Members | Transfer Members | Total Member Added | Total Members Dropped | Gain/ Loss Members |
|-----------|-----------|---------------|------------------|-------------|-----------------|-------------------|------------------|--------------------|-----------------------|--------------------|
| 2019-2020 | 0         | 6             | -6               | 601         | 0               | 14                | 25               | 640                | 1,210                 | -570               |
| 2020-2021 | 1         | 8             | -7               | 453         | 54              | 17                | 14               | 538                | 990                   | -452               |
| 2021-2022 | 8         | 6             | 2                | 479         | 214             | 15                | 16               | 724                | 870                   | -146               |
| 2022-2023 | 4         | 5             | -1               | 613         | 94              | 7                 | 9                | 723                | 882                   | -159               |
| 2023-2024 | 3         | 6             | -3               | 771         | 76              | 14                | 10               | 871                | 1,110                 | -239               |
| Average   | 3         | 6             | -3               | 583         | 88              | 13                | 15               | 699                | 1,012                 | -313               |



### Membership Composition June 2024 Cumulative



### Gender Composition June 2024 Cumulative

